



DECEMBER

2016

THE PUBLIC IS INVITED TO THE
SANTA CRUZ
 FLY FISHERMEN

WILD-CAUGHT SALMON FEED

FEATURING CATERING
 BY INDIA JOZE

\$40 PER PERSON \$25 (AGE 12 & UNDER)

TICKETS AVAILABLE:
 NORTHBAY FORD
 SEE CALI-MAIN SHOWROOM
 CHECKS ONLY, PLEASE

BY MAIL:
 JIM TOLONEN
 P.O. BOX 1119
 SOQUEL, CA 95073

SAT., JAN. 21, 2017 - 5:00 PM
 PEACE UNITED CHURCH OF CHRIST
 900 HIGH ST. SANTA CRUZ
 INCREDIBLE RAFFLE PRIZES
 PHENOMENAL AUCTION
 WWW.SANTACRUZFLYFISHERMEN.ORG

CLUB MEETING

Date: Wednesday, December 7th
Time: Open – 6:45 PM
 Meeting – 7:00 PM
Place: Aptos Grange, 2555 Mar Vista Dr., Aptos

Fly Fishing the Trinity River
Guest Speaker: Leslie Ajari




Leslie Ajari caught the fishing bug from an early age. By age 10 she was casting a fly rod and learning to tie flies. Over the past few years she has fished all over California, Oregon, Montana, Idaho, Colorado and Wyoming chasing trout and steelhead. An avid blogger and writer, she loves sharing her passion and knowledge of fly fishing with others via writing and now guiding.

Leslie's main guide venues include the Trinity River, Pit River, McCloud River, and Fall River. Leslie has a Trinity River guide permit and has guided the Trinity since 2014. She is also a regular at the Confluence Outfitters Spey Camp on the lower Klamath River.

Leslie has vast experience and knowledge of the above-mentioned rivers, and you will come away with a lot of tips on how to fish the Trinity, so bring your notepad and be prepared to be loaded up with useful information.

Bait for Thought

Christmas Presents



The finest gift you can give to any fisherman is to put a good fish back, and who knows if the fish that you caught isn't someone else's gift to you? – Lee Wulff

What's Inside:

President's Line, Cast of Thousands, Fly Tying Class,	
Monthly Raffle.....	p.2
Board, They Work 4U, Fishout Schedule.....	p.3
Catchy Releases.....	p.4
Reel News, LifeLines.....	p.5
Gearing Up.....	p.6
Gone Fishing.....	p.7
Fly of the Month, Recipe of the Month.....	p.8
Calenda.....	p.9
Contributors, Cartoon.....	p.10

President's Line

Mutually Beneficial Associations
By President Jim Black



I am encouraged that we, SCFF, are developing relationships with Trout Unlimited, Coastal Watershed Council (CWS) and on special occasions, Patagonia. We all have complimentary interests, exposure to the sport of fly fishing and the concern for conservation of the waters in which we fish, surf, swim and enjoy. SCFF Member Tim Loomis, President of the Steinbeck chapter of TU, arranged for SCFF, along with CWS to participate in "Patagonia Night" in May 2016 at their River Street store, which was a big success. Elaine Cook coordinated the fly tying demonstration and Sam Bishop handled the casting in the parking lot. Additionally, Barry Burt conducted a river walk. From that event we gained a new member from CWS, and a relationship with CWS, which led to the November 12th Fly Fishing Clinic, on the San Lorenzo River.

We are gaining four and possibly more new members from that November 12th event. We even received a very complimentary letter in the Opinion section of the Sentinel.

It seems a natural association with CWS, as one of their main goals is restoring the San Lorenzo, which we share, and open it to fishing and kayaking.

Cast of Thousands

Left behind at Mammoth Lake:

1. Power cord for electronics device
 2. Dark blue Cabela's short sleeve t-shirt
- Call John @ 688-1561



FLY TYING CLASS

Date: Wednesday, December 14th.

Time: Open - 6:40 p.m.

Class - 7:00 p.m..

Place: Aptos Grange Hall, 2555 Mar Vista, Aptos

Fluttering Miller Caddis
Instructor: Elaine Cook



This dry fly is almost all white. The Miller Caddis hatches in many places throughout the USA. We were on the Firehole River in West Yellowstone this past June, and having this pattern increased your catch rate significantly. This pattern can be tied in a variety of colors to imitate other Caddis as well. It's a simple fly to tie, so come on down all you beginners!

Beginners are always welcome and the Club provides equipment and thread for them. Other folks need to bring their own vises, tools and lights. Please also bring 8/0 olive thread.

Please sign up at the December general meeting or call Elaine (688-1561) so enough material is available. If you sign up and find you are unable to attend, notice of cancellation is appreciated.

MONTHLY RAFFLE

Simms! Simms! Simms!

By Monthly Raffle Director Jeff Goyert

The December raffle is featuring some great Simms products for the holidays.

First we have a Simms Headwaters "Taco Bag" wader bag. Two heavy-duty KKZ zippers unzip into a layout ground mat to stand on when changing out of wet waders. It holds two sets of waders and boots and has a mesh vent on top to help prevent mold and mildew. It's also a great bag to stash your dirty clothes in on the way home from your next fishing adventure.

Be ready for the cold wet weather (think Pyramid Lake or the Trinity River) this winter. The Simms Extreme Hat features three layers of breathable Gore-tex to provide 100% protection from the elements. The quilted fleece lining keeps you warm in the most extreme conditions; earflaps may be worn up over the cap or secured under the chin. Black under brim reduces glare. Keeps you on the water longer to catch more fish.



How often have we ended up halfway to the perfect spot on the river only to realize that this would be a whole lot easier and safer if we had brought along a wading staff? The Simms anodized sectional wading staff can solve this predicament. The four section staff is topped with 7075 aluminum bar stock that allows for adjustment from 52" to 56". The contoured TPR molded handle provides for a secure grip along with a quick release strap for safety in dangerous wading situations. It comes with a neoprene self-draining belt holster that insures that you will have this staff with you when you need it.

2016 Board of Directors

Officers

President	Jim Black	688-8174
Vice President	Milana Rawson	583-9370
Treasurer	Jim Tolonen	475-8859
Secretary	Roy Gunter	809-0316

Committee Heads

Raffle Coordinator	Jeff Goyert	234-0033
Membership	Jim Black	688-8174
Fishouts	John Cook	688-1561
Programs	Dennis Davie	427-2626
	Pablo Grabiell	562-652-3771
Conservation	Barry Burt	688-0187
News Editor	Kirk Mathew	724-6811
Webmaster	Pat Steele	476-0648
Fly Tying Master	Elaine Cook	688-1561
Annual Raffle	George Pike	423-2956
	John Steele	476-0648
Annual Benefit Coordinator	Petar Ilic	475-0268
Facilities Coordinator	Steven Rawson	583-9370
Video Librarian	Mike DiCiano	688-1682

Members at Large

Kathy Powers 728-4130 Steve Rudzinski 462-4532

Board Meeting: The board meeting is usually held on the third Wednesday of the month at the home of John and Pat Steele, 331 Cabrillo Ave., Santa Cruz, at 7 PM. Club members will be notified of any changes of meeting dates and locations. Club members are all welcome and need to submit any agenda items to the President ahead of time.

News: Members are encouraged to contribute news items. Submit copy to the editor, Kirk Mathew, 724-5611, k4mathew@sbcglobal.net. Please see calendar for the deadline each month.

They Work for You

Secretary of the Interior Ken Salazar

Department of the Interior
Washington, D.C. 20240
<http://www.doi.gov/index.html>

Senator Dianne Feinstein

1 Post St., #2450; <http://feinstein.senate.gov/public>
San Francisco, CA 94104

Senator Barbara Boxer

1700 Montgomery St., #204; boxer@senate.gov
San Francisco, CA 94111

Anna Eschoo, 14th District Congresswoman

698 Emerson St.; annagram@mail.house.gov
Palo Alto, CA 94301 (650) 323-2984

Sam Farr, 17th District U.S. Representative

1216 Longworth Blvd.; samfarr@hr.house.gov
Washington, D.C. 20515 - (202) 255-2861 or 429-1976

Governor Jerry Brown

Capitol Bldg., 1st Floor
Sacramento, CA 95814-<http://gov.ca.gov/home.php>

Mike Honda, 15th District Congressman

1999 S. Bascom Ave., Suite 815, Campbell, CA 95008
(408) 558-8085; FAX (408) 558-8086
<http://honda.house.gov/>

Senator Bill Monning

701 Ocean St., #318-A, Santa Cruz, CA 95060
(831) 425-0401; <http://sd17.senate.ca.gov>



Fishout Schedule

Date	Location	Target species	Fishmaster
Dec. 31- Jan. 2	Goodwin Lake	Trout	Roy Gunter (831) 809-0316
Jan 27 -29	Goodwin Lake	Trout	Roy Gunter (831) 809-0316
Feb. 24 – 26	Goodwin Lake	Trout	Roy Gunter (831) 809-0316
Spring & Summer TBA	Various local beaches	Perch, Stripers	Sam Bishop (831) 476-6451
March 19 - 25	Pyramid Lake, NV	Lahontan Cutthroat Trout	Mike White (831) 706-5556
April 15	Yuba River	Steelhead, Trout	Mark Traugott (831) 338-6056
April 21 - 23	Roostercomb Ranch	Bass	Cecilia Stipes (831) 335-5717
Spring TBA	Bass Lake	Bass	Dan Eaton (831) 336-2933
Spring TBA	Kelsey Bass Pond	Bass	Jim Black (831) 688-8174
July 8 - 15	Green River, UT	Trout	John Steele (831) 476-0648
August TBA	Loveto Baja Sur	Dorado, saltwater species	Rich Hughett (831) 757-5709
Sept. 23 – 30 (wk.#1)	Mammoth Lakes	Trout	John Cook (831) 688-1561
Sept. 30 – Oct. 7 (wk.#2)	Mammoth Lakes	Trout	John Cook (831) 688-1561
October TBA	Lake Almanor	Large Browns	Tim Loomis (831) 426-4683
Oct. TBA	San Luis Forebay	Stripers	Steve Rudzinski (831) 462-4532

If you have any questions about Fishouts either call the person listed or you can call John Cook, 688-1561. Fishouts are a great way to meet people in the club and learn new techniques and places to fish.

Catchy Releases

San Lorenzo Fly Fishing Clinic
By Conservation Director Barry Burt



The SCFF in conjunction with Coastal Watershed Council, Patagonia and Trout Unlimited put on a very successful fly fishing clinic this last month at San Lorenzo park. It was extremely rewarding to see the talents and expertise of our club members so greatly appreciated by the enthusiastic crowd of excited participants. Big thanks to our fly tying team: Greg Foy, Cecilia Stipes, Elaine Cook, Mark Traugott and Pablo Grabiell, for mentoring a new generation of tiers. They not only received detailed lessons in the art of fly tying but also invaluable information on aquatic invertebrates as a primary food source for trout. These students exhibited a real sense of pride as they shared their newly tied creations and I will have to say, the flies that I saw, were all worthy of a place in a well-stocked fly box.

The fly casting instructors did a phenomenal job of accommodating a wide range of individual abilities and age levels. Imagine the advantage one would have starting out their fly fishing journey with the help of expert casters such as Sam Bishop, Rich Rubin, Jim Tolonen or Steve Rudzinsky. These guys had even rank beginners making decent enough casts to hit the stream at the end of their session. One young lady, under the tutelage of Sam Bishop, was pulling off a very decent double haul before her rotation was up and I believe it was the first time she had ever had a fly rod in her hand.

The mystery of leaders, tippets, knot tying and many other fine details that tend to baffle the rank beginner was

expertly explained by our own fly fishing guru, Tim Loomis, as he presented his fly fishing 101 classes. Tim has a very relaxed and personable way of engaging a group of participants and his hands-on approach to his instruction really had them applying every technique that was presented. If only we all had had the opportunity to advance our learning curve in such a manner when we were first starting out on our fly fishing adventure, It certainly would have made things a lot easier. Thanks Tim for all that you do.

The day was wrapped up with a presentation from Tim Frahm of Trout Unlimited with an update on the status of our federally protected central coast steelhead. Tim gave an overview of some of the efforts TU has in place to mitigate the ever challenged resource of our local steelhead. He was very encouraging to all present that there still remains opportunity to fish for this spectacular species in our local waters.

After a raffle drawing for various items donated by our partners, Patagonia, the crowd dispersed with big smiles and a much greater appreciation for the sport that we all love.

Special thanks to Jeff (Yog) Goyert for manning our Club's registration table and John Cook for his moral support and Alev Bilginsoy for putting this whole event together under the auspices of the Coastal Watershed Council. Hopefully this event will lead to increased membership as the public discovers all that our club has to offer.




Wishing you
every good thing
this holiday
season

Reel News

* 2017 Annual Club Slide Show

Chris Walters needs your photos from your 2016 fishing exploits, so he can compose the 2017 Slide Show. He prefers that you save whatever photos you have to a CD, but if you can't do that, please get them to him via e-mail, topher.walters@yahoo.com, no later than December 15th. If you have a CD and you won't be at the December club meeting, mail it to Chris at 4610 Fairway Dr., Soquel, CA 95073.

The Slide Show traditionally takes place at the January club meeting, which will be January 4th, and it's always a lot of fun seeing what your fellow club members were up to last year, so please share your photos and get them in to Chris ASAP.



* Show Your SCFF Colors!

We have wonderful new SCFF bumper/rod tube/computer/forehead stickers, fun, colorful and bold to show some club pride and help attract all those fly fishers who may be unaware of our great group. Please note that the name of the club has not changed; the full name would not fit legibly onto a sticker. Googling the "Fishers" name still immediately brings up the club website. The stickers are \$5 each (such a deal) and proceeds benefit the club. They will be on sale at every meeting and at the banquet. Note that the stickers are rectangular and can be trimmed to your whimsical choice as pictured. **Perfect Stocking Stuffing Stuffers!**

*Pleasanton Fly Fishing Show – February 24-26, 2017

Friday: 10am – 6pm; Saturday: 9am – 5:30pm; Sunday: 9am – 4:30pm

Tickets:

Adult: One day \$15; Two-day pass \$25; Three-day pass \$35; Military with ID: \$10

Children under 5 free, under 12: \$2; Scouts under 16 in uniform: free

Learning Center:

The International Federation of Fly Fishers is pleased to offer FREE fly fishing instruction at the IFFF Learning Center located at the IFFF booth. Basic fly casting- fly tying- knot tying will be taught throughout the day-every day of the Fly Fishing Show.

For more info, go to <http://flyfishingshow.com/pleasanton-ca/>

LifeLines

Don't Die Out There

Excerpted from A story featured in Montana Outdoors September-October 2012 issue

The combination of moving water, slippery surfaces, and icy temperatures is dangerous. Hypothermia is the biggest risk, but drowning is right up there, too. Tips for making sure you survive your winter fly-fishing adventures:

*Always tell someone where you're going and when you expect to return. Offer as many details as possible.

*Prepare for the worst. Bring backup clothes and a fire-starting kit in case you take a spill or your waders leak.

*Dress much, much more warmly than you think you should. Even on sunny, relatively warm days, you will cool down fast when standing near and especially in a river-despite neoprene waders. Wear heavy fleece pants and jackets and avoid jeans and other cotton pants or undergarments. Cotton absorbs moisture and won't insulate when wet. Combine a breathable

raincoat over a down vest or jacket. A heavy wool or fleece cap is also a good idea.

*Keeping your fingers warm is the biggest challenge. Use thick fleece fingerless gloves with mitten tops you can pull over your exposed digits when you don't need dexterity. Yes, you can cast and reel line with mittens.

*Use a wading staff. Even if you never consider one in summer, a staff is vital in winter, when boulders ice up and banks are especially slippery. Remember, in winter a slip and fall into icy water can spell disaster.

*Bring a thermos of hot coffee, tea, or hot chocolate. After a few hours in the cold, it's easier to warm up from the inside out than from the outside in.



GEARING UP

Pyramid Lake Fishout-Mar. 19-25, 2017

Fishmaster: Mike White - (831) 706-5556

The Pyramid Lake fishout is one of the best-attended fishouts the club has, and for a good reason. Large fish cruise parallel to the shore in easy casting distance from shore. Cost for the week including meals and lodging and is around \$300+ per person depending on the number in attendance. You need not fish all six days as there may be openings (usually later in the week.) Contact Mike for more details (831) 706-5556, to check on openings, or be put on a waiting list. First come first served.

You can also make your own arrangements either by bringing your own RV (Crosby's Lodge has hook-ups and sells permits to park on the any of the beaches along the lake) or staying in Reno. Reno is 45 minutes away. Call Crosby's lodge to inquire about last minute cancellations in their cabins as well (775) 476-0400 and check out their website to see what the cabins look like at www.crosbylodge.com. The General Store in Sutcliffe offers meals on selected nights only to those who call in before 2:00 PM. Check at the General Store for details.

Equipment: 6-9 weight rods with hi-speed, hi-D shooting heads or fast sink integrated lines to fish the bottom in 6 to 9 feet of water, and a floating line for indicator fishing. You should bring a stripping basket and a ladder that will accommodate it. A ladder helps to get you up out of the cold water and enable you to cast out to where the fish are. You can still catch fish without one but not with near as much consistency.

Flies: Woolly buggers in black, white, purple, olive, midge, caddis and mayfly nymphs to name a few. If as in years past the Con-fab in February is offering the opportunity to see how some of the best Pyramid patterns are made plan to attend and bring a vise and tie some yourself. Flies may also available from club member Jim Hall who ties some very good flies specific to Pyramid cut-throat as well as other species at reasonable cost. His number is (831) 713-6835. There is a general store with provisions as well as tackle and an assortment of flies.

How to get there: Take US 80 to Reno-Sparks, take the Pyramid Blvd. off ramp and go north about 35 miles. Crosby Lodge is at Sutcliffe, near the Ranger Station.

If you have any questions about equipment or how to get there, check the "Gearing up" columns in the March 2007-2009 archives on our great club website, or call Mike White at (831) 706-5556.

If you are considering going to Pyramid again this year with the club and you have not already done so, please contact the person who is booking the trailer you stayed in last year.

Trailer-masters, if your trailer has gaps or cancellations, you can call Mike so he can pass the names of members who don't have lodging to fill the empty spots.

Fishing, Camping, and New Ladder Regulation:

Fishing and camping permits can be purchased online prior to the fish-out. We would highly recommend doing this. Go to www.plpt.nsn.us to obtain your licenses. There is also an RV Park available at (775) 476-1155.

As with any great fishery there are always a long list of rules and regulations. We would recommend you review them on the website above. Suffice to say those of us who have been going to Pyramid Lake for many years are a good source of information as well. We will help inform and guide all newcomers.

15.6 USE OF LADDERS, ETC. Any ladders, milk crates, boxes or other objects used in the water as a fishing aid must be occupied or

closely attended (i.e. remain in the area) by fishermen at all times. Any person who leaves such objects unoccupied in the water for more than one hour will be deemed guilty of littering. 15.6.1 Fishing aids described above must have a permanent tag affixed that has the name, address, and phone number of the owner of the fishing aid. If the permitted angler using the fishing aid is not the owner, the owner will be the responsible party for any infractions by the permitted angler.

Last year a new **100 foot regulation** was put into effect, and was strictly enforced. So when parking your vehicle, you must be a **minimum of 100 feet from the lake's water line**. The ranger will literally tape measure it out, so give yourself plenty of grace when parking your vehicle. As far as having a permanent tag affixed to your ladder, most of us who use fiberglass ladders use a heavy black magic marker to write the necessary information directly on the ladder. There are also tags which can be purchased from local fly shops, for a fee.

NOTE: Due to insurance regulations, all attendees must be paid up members of Santa Cruz Flyfishermen, so get your membership paid up if you haven't done so yet.



GONE FISHING

O'Neill Forebay Fishout

By Fishmaster Steve Rudzinski

Well, we now know who is not afraid of a big rain and wind storm and attended the “69th annual” O'Neill Forebay fishout. Thanks to Elaine Cook and Mark Traugott, who survived an evening and morning of wind and rain and wet cooking. The roof leaked over the picnic table and the plastic tarps used as wind breaks toppled the heavy coolers sitting on the bottom for support.

There was time early to set up the camp and try to be ready but the lure to fish was stronger than setting up camp. Catching was easy for me Thursday, the same beat up flash fly I used last year for well over 75 fish landed another 20 Thursday and 16 Friday making it a “111 fish fly” I retired it on Saturday and landed this black bass on my new fly, my first one of these at this lake. (photo).


Friday the wind blew us off and I rowed through rolling white-capped waves back to camp. Fishing was tough for us all that day. Saturday was the best day, especially for Elaine, who did not have a bead counter like I had won at a club raffle to keep it

honest; she must have landed over 50 fish in one small area right up to sunset and the bite kept on and I challenged the flashing red lights to get off the lake. Ha.

Mark was not getting the fish the first two days but lit it up on Saturday in his cool fishing-friendly kayak. None of us fished Sunday, Jeff (Yogi) Goyert came to fish on Saturday and we were the only club members that weekend.

I picked up a steel washing machine tub at Grey Bears and we used it for fires at night and without a doubt, the best way to go; bring it up close and keep you warm from head to toe. Dump out the ashes in the provided fire ring and use it to carry wood in and camping stuff out. Not a new idea but my first one and I have been looking for awhile.

Thanks again to Elaine (home made pumpkin pie and Redi-Whip) and Mark (firewood and beef stew one night and I provided skirt steak and salmon grilled over the fire the last night. I'm so very happy for not making it a “party of one.” This the way I love to fish and the best part of the club for me.



FLY OF THE MONTH

Vernille Caddis
Submitted by Elaine Cook

This is one of my "go to" flies. A caddis hatch does not need to be occurring for trout to gobble it up. The larger sizes work well for in the Rocky Mountains, smaller in the Sierras. Fish with a floating line, drag free in moving water.

Hook: TMC 2487, sizes 12 - 16
Thread: Olive or olive dun, 8/0
Body: Olive vernille
Orvis, or ultra chenille,
or velvet chenille Hareline Dubbing Co., small or fine.
Underwing: Dun spooled antron, light or dark
Hackle: Dun, light or dark to match underwing
Wing: Light deer hair



1. Crimp barb.
2. Attach thread behind hook eye, wrap to rear with touching wraps to hook point.
3. Take the body material and using a candle, carefully melt the end of the strand by placing it near the base of the flame. Apply Super-Glue to the thread wraps. Place body material on top of shank, melted end extending to above hook point. Tie in place with spiral wraps up to 2 eye lengths behind eye. Cut excess.
4. Take underwing material and cut end to even fibers. Lay on top of body with tips slightly beyond end of body. Cut excess and tie down butt ends which will end up right behind hook eye. Splay fibers.
5. Select hackle with barbs equal to slightly less than hook gap. Prep feather by removing fuzz and "crew cutting" stem. Tie in between body and eye, tip to rear, dark side toward you. Leave thread hanging behind eye.
6. Cut a matchstick-size bundle of deer hair; clean and stack. Tie in on top of thread wraps, the 1st wrap around the hair only, then firmly around hair and shank to splay fibers. Stroke butt hairs into bundle over eye. Wrap a thread collar back to body. Advance thread to eye. Make one wrap around bundle of hair, then one around collar. Trim head at an angle. (see diagram)
7. Make hackle wraps toward hook eye. Tie off, cut excess. Tie half-hitch under head, behind hook eye. Apply head cement or Super-Glue to finish.

RECIPE OF THE MONTH

Decadent and Easy Crab Bisque
From www.food.com

Ingredients:

1 small onion, chopped
1/4 cup unsalted butter
4 tablespoons flour, divided
4 cups half-and-half, divided
1 cup heavy cream
2 teaspoons salt
pepper
1 lb crabmeat
chives, chopped (optional)

Directions:

1. Sauté onion in the butter, over medium heat, until translucent.
2. Add 2 T. of the flour to the onions, mixing well with a wooden spoon. Cook for about a minute.
3. Add 3 cups of the half-and-half, heavy cream, salt and pepper. Whisk while bringing up to a boil (you can turn up the heat a bit here - just be careful not to scald the cream).
4. Shake 2 T. of the flour and 1 cup of the half-and-half - using a jar with a lid. Shake until the flour is blended well.
5. Add to the soup by whisking. Keep whisking until the soup thickens.
6. Stir in the crab and cook for about 5 more minutes.
7. Ladle the soup into the bowls and garnish with snipped chives, if desired.



DECEMBER 2016

Sunday	Monday	Tuesday	Wednesday	Thursday	Friday	Saturday
				1	2	3
4	5	6	7 First Qtr. ☾ Club Meeting 7:00 PM Aptos Grange Pearl Harbor Day	8	9	10
11	12	13 Full Moon ☀	14 Fly Tying Class-7 PM Aptos Grange	15 Slide Show Photos due	16	17
18 Newsletter Deadline	19	20 Last Qtr. ☾	21 Board Meeting 7:00 PM Steele home 1st day of winter	22	23	24 Hanukkah begins
25 Christmas	26 Kwanzaa begins	27	28 New Moon ●	29	30	31 Goodwin Lake Fishout New Year's Eve

JANUARY 2017

Sunday	Monday	Tuesday	Wednesday	Thursday	Friday	Saturday
1 Goodwin New Years Day	2 Lake Fishout →	3	4 Club Meeting 7:00 PM Aptos Grange	5 First Qtr. ☾	6	7
8	9	10	11 Fly Tying Class-7 PM Aptos Grange	12 Full Moon ☀	13	14
15	16 Martin Luther King Jr. Day	17	18 Board Meeting 7:00 PM Steele home	19 Last Qtr. ☾	20	21 Salmon Feed and Raffle 5 PM
22 Newsletter Deadline	23	24	25	26	27 New Moon ● Goodwin ←	28 Lake Fishout
29 Goodwin Lake Fishout →	30	31				

2016 ANNUAL FUND RAISER CONTRIBUTORS

We thank all our contributors, both corporate and individuals, for their support of our club, and apologize for any we may have inadvertently omitted.

Abel Reels
BT's Fly Fishing Products
Coleman Company, Inc.
Flying Fisherman
High Sierra Fly Rods
Mag Eyes/Hat Eyes
Norlander Company
Outdoor Recreation Group/TORG
Simms
Thomas and Thomas Fly Rods
Wind River Gear

Amato Publishing
Cal Trout
Confluence Outfitters
Frontier Anglers
J. Stockard Fly Fishing
Montana Fly Company
OS Systems, Inc.
Rajeff Sports
St. Croix Fly Rods
UNI Products
Winston Fly Rods

Big Sky Carvers
Chota Outdoor Gear
DownWorks
Galvan Fly Reels
Jim Teeny, Inc.
New Phase Fly Fishing
Outcast Sporting Gear
Royal Wulff Products
The Fly Shop
Waterworks Lamson
Xuron

The Santa Cruz Fly Fishermen is a 501c7 non-profit organization

Please Patronize Our Contributors!

Member Contributors and Helpers

Thanks to all our member contributors and helpers, we couldn't have done it without you!

Karen and Larry Ackland
Jim Black
Dan Eaton
Ernie & Diane Kinzli
Michael McGannon
Pat Murray
George Pike
Steve & Milana Rawson
Cecilia Stipes
Sandy & Jim Walt
Deborah Murphy & Paul Weaver

Ralph Berman
Elaine & John Cook
Gianna & Brian Holle
Susan Labistel
Randy Moon
Sam & Karla Nigh
Kathy Powers
Steve Rudzinski
Jim Tolonen
Chris Walters

Sam & Elena Bishop
Dennis Davie
Petar Ilic
Marla Lytle
Kevin Murdock
Tom Pelikan
Deanna Raudman
Ed & Terry Sims
Mark Traugott
Mr. & Mrs. Jerry Walters

